

## PRODUCT DATA SHEET

### DESCRIPTION

Toray BT250E-1 resin system is a 121°C (250°F) cure epoxy prepreg system with excellent toughness and strength. It provides an outstanding surface finish under vacuum-bag/oven-cure only. The resin system, which is self-adhesive to honeycomb and foam core, is MIL-R-9300 qualified and makes a great choice for many applications in the low-to-medium-service temperature range.

### FEATURES

- ▶ **Excellent system for out of autoclave cure**
- ▶ **Toughened for good impact resistance**
- ▶ **MIL-R-9300 qualified**
- ▶ **Ideal for low-to-medium service temperature applications**

### PRODUCT TYPE

121°C (250°F) Cure, Epoxy Prepreg System

### TYPICAL APPLICATIONS

- ▶ Secondary aircraft structures
- ▶ Radomes with glass, quartz, and Kevlar®
- ▶ Reflectors
- ▶ Sporting goods
- ▶ Knee braces and other related medical items
- ▶ General purpose composites

### SHELF LIFE

<b>Tack Life:</b>	Up to 30 days at ambient
<b>Out Life:</b>	Up to 30 days at ambient
<b>Frozen Storage Life:</b>	12 months at -18°C (< 0°F)

Tack life is the time during which the prepreg retains enough tack, drape, and handling for component lay-up.

Out life is the maximum time allowed at ambient temperature before cure. \*Ambient is 18–22°C (65–72°F)

\*Out life tested by SBS on 8-ply 15 x 15 cm (6 x 6") fabric laminate, cured in an out-of-autoclave/vacuum-bag only (OOA/VBO) environment with 914–948 mbar (27–28 inHg). Users may need to separately evaluate out life limits on thicker, larger, and more complex parts.

### TYPICAL NEAT RESIN PROPERTIES

Density	1.17 g/cc
Moisture Absorption	2.0% after 24 hr water boil
Dry T <sub>g</sub> with 121°C/250°F Cure	125°C/257°F
Dielectric Constant	3.0 at 10 GHz
Loss Tangent	0.019 at 10 GHz
CTE	71 ppm/°C (39 ppm/°F)

Tensile Strength	75 MPa (10.9 ksi)
Tensile Modulus	3 GPa (0.44 Msi)
Tensile Strain	2.5%
Compression Strength	115 MPa (16.7 ksi)
Compression Modulus	2.8 GPa (0.4 Msi)
Flexural Strength	156 MPa (22.6 ksi)
Flexural Modulus	3.4 GPa (0.50 Msi)
Flexural Strain	5.5%



Contact us for more information:

**North America/Asia/Pacific**

**e explore@toraytac-usa.com**

**t +1 408 465 8500**

**Europe/Middle East/Africa**

**e explore@toraytac-europe.com**

**t +44 (0)1773 530899**

## PRODUCT DATA SHEET

### ELECTRICAL PROPERTIES OF COMPOSITE LAMINATES

BT250E-1/7781	C/X Band 8–18 GHz	Ku/K Band 18–26.5 GHz	Ka Band 26.5–40 GHz	O & U Band 40–60 GHz
Dielectric Constant	4.52	4.48	4.45	4.42
Loss Tangent	0.019	0.018	0.017	0.016

BT250E-1/4781 L-Glass	10 GHz	BT250E-1/4581 Quartz	10 GHz
Dielectric Constant	3.81	Dielectric Constant	3.26
Loss Tangent	0.010	Loss Tangent	0.0081

### MECHANICAL PROPERTIES - 7781 FG REINFORCEMENT, 300GSM FAW

Property	Condition	Methods	Results	
Tensile Strength 0°	RTD	ASTM D 3039	502 MPa	73 ksi
Tensile Modulus 0°	RTD	ASTM D 3039	24.5 GPa	3.6 Msi
Compressive Strength 0°	RTD	ASTM D 3410	485 MPa	70 ksi
Compressive Modulus 0°	RTD	ASTM D 3410	24.8 GPa	3.6 Msi
Flexural Strength 0°	RTD	ASTM D 7264	602 MPa	87 ksi
Flexural Modulus 0°	RTD	ASTM D 7264	21.6 GPa	3.1 Msi
Short Beam Shear Strength	RTD	ASTM D 2344	62.3 MPa	9.0 ksi

\* All properties normalized to 60% fiber volume except ILSS. (Fiber volume 40–50%)

### MECHANICAL PROPERTIES - 4781 L-GLASS FABRIC, 286 GSM FAW

Property	Condition	Methods	Results	
Tensile Strength 0°	RTA	ASTM D 3039	395.8 Mpa	57.4 ksi
Tensile Modulus 0°	RTA	ASTM D 3039	19.9 GPa	2.89 Msi
Compressive Strength 0°	RTA	ASTM D 6641	408.2 Mpa	59.2 ksi
Compressive Modulus 0°	RTA	ASTM D 6641	22.1 GPa	3.2 Msi
Short Beam Shear Strength 0°	RTA	ASTM D 2344	56.5 Mpa	8.2 ksi
V-Notch Strength (Ultimate)	RTA	ASTM D 5379	103.4 Mpa	15.0 ksi
V-Notch Strength 0.5% Offset	RTA	ASTM D 5379	43.4 Mpa	6.3 ksi
V-Notch Modulus	RTA	ASTM D 5379	3.79 GPa	0.55 Msi
Short Beam Shear Strength 0°	RTA	ASTM D 2344	56.5 Mpa	8.2 ksi
T <sub>g</sub> by DMA		ASTM D 7028	130.1 °C	266.2 °F



Contact us for more information:

**North America/Asia/Pacific**

**e** [explore@toraytac-usa.com](mailto:explore@toraytac-usa.com)

**t** +1 408 465 8500

**Europe/Middle East/Africa**

**e** [explore@toraytac-europe.com](mailto:explore@toraytac-europe.com)

**t** +44 (0)1773 530899

PRODUCT DATA SHEET

## MECHANICAL PROPERTIES - CARBON FABRIC

Property	Condition	Methods	Results A		Results B	
Tensile Strength 0°	RTD	ASTM D 3039	767 MPa	112 ksi	797 MPa	116 ksi
Tensile Modulus 0°	RTD	ASTM D 3039	57.3 GPa	8.3 Msi	59.0 GPa	8.6 Msi
Compressive Strength 0°	RTD	ASTM D 3410	518 MPa	75 ksi	570 MPa	83 ksi
Compressive Modulus 0°	RTD	ASTM D 3410	55.2 GPa	8.0 Msi	57.7 GPa	8.4 Msi
Flexural Strength 0°	RTD	ASTM D 7264	752 MPa	109 ksi	790 MPa	115 ksi
Flexural Modulus 0°	RTD	ASTM D 7264	51.2 GPa	7.4 Msi	53.6 GPa	7.8 Msi
Short Beam Shear Strength	RTD	ASTM D 2344	61.9 MPa	9.0 ksi	63.5 MPa	9.2 ksi

(A) Laminate data - 3K PW graphite, 205gsm FAW.

(B) Laminate data - 3K 8HS graphite laminate, 368gsm FAW.

\*All properties normalized to 60% fiber volume except ILSS. (Fiber volume 40–50%)



Contact us for more information:

**North America/Asia/Pacific**

**e** [explore@toraytac-usa.com](mailto:explore@toraytac-usa.com)

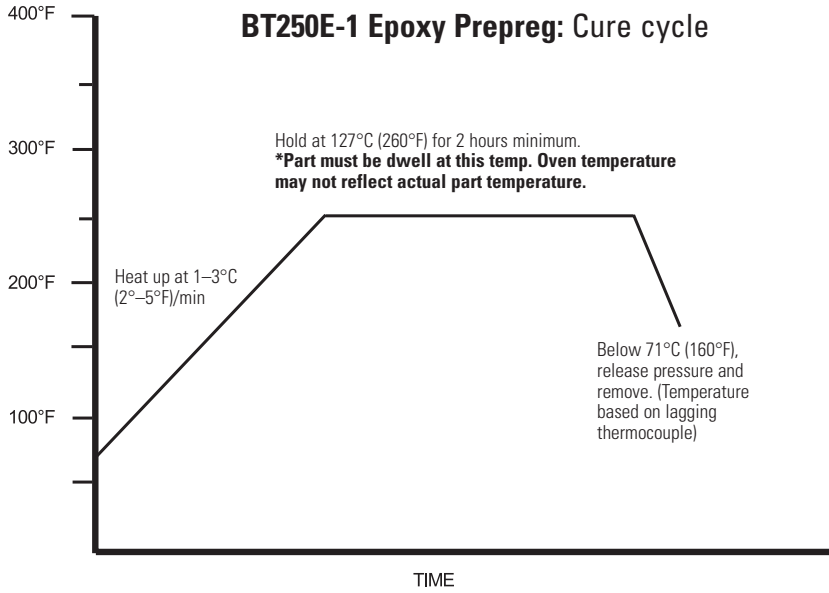
**t** +1 408 465 8500

**Europe/Middle East/Africa**

**e** [explore@toraytac-europe.com](mailto:explore@toraytac-europe.com)

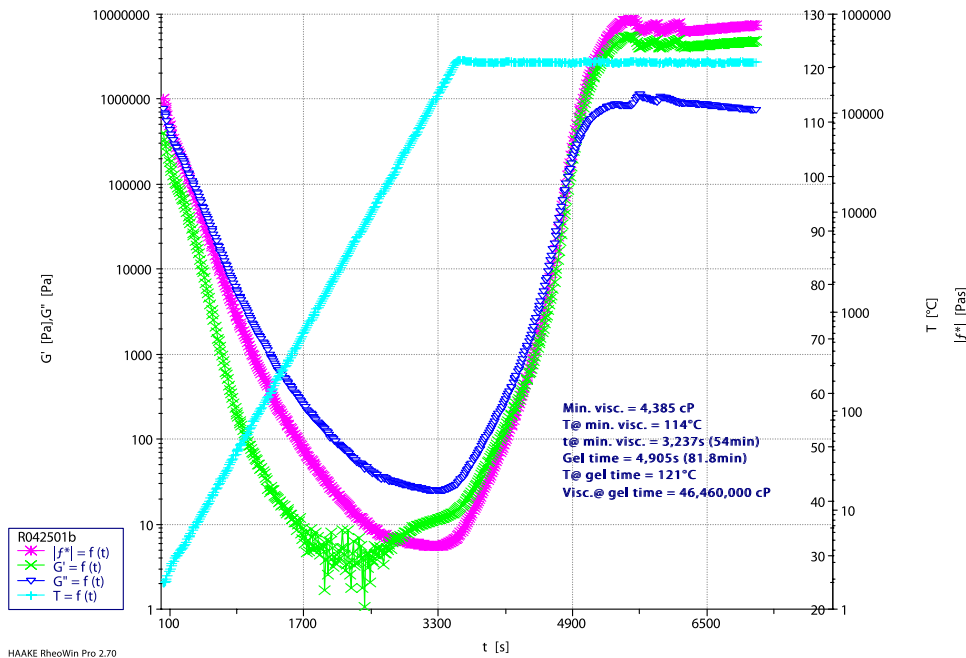
**t** +44 (0)1773 530899

## PRODUCT DATA SHEET



- Apply 25 inHg vacuum minimum.
- Apply 1–3.4 bar, 14.5–49.0 psi pressure to autoclave (optional).

**BT250E-1, Lot# 041801-3.3M2, 1.6°C (3°F)/min, 25°C–121°C (77°F–250°F), hold 60 min**



## PRODUCT DATA SHEET

### **EPOXY PREPREG, ADHESIVE, AND RESIN GUIDELINES AND HANDLING PROCEDURES**

The following guidelines are provided to our customers to assure that best practices are used to attain the best results from Toray Advanced Composites epoxy products. Keep in mind that these procedures represent best practices for all composite prepreg and adhesive materials.

### **FREEZER STORAGE**

Epoxy resin materials have good shelf life at room temperature; however, the life and performance of the material is best preserved with the following basic guidelines. Refer to the shelf life included in the product certifications. The epoxy material should be sealed in an airtight bag and kept frozen below -18°C (0°F) when not being used for longest life and most consistent performance. A good safety measure is to have a bag of desiccant (silica moisture absorber) in the core of the prepreg roll to assure the best protection from moisture ingress.

### **MOISTURE ABSORPTION AND SENSITIVITY**

While very resistant to moisture absorption after cure, epoxies can be adversely affected by moisture uptake prior to cure. For this reason, all materials must be completely thawed to room temperature prior to opening the sealed bag to avoid condensation on the material. Also, it is good practice to keep prepreg and in-process hardware in a sealed bag or vacuum bag if it will be exposed to the atmosphere for long periods of time.

### **HANDLING OF MATERIALS**

When handling any prepreg materials, one should always wear clean, powder-free latex gloves. This will assure that no hand oils are transferred to the prepreg and/or composite during processing. The presence of oils in the part could lead to problems in both mechanical and electrical performance of the part. This also guards against dermatitis that may occur with some users.

### **NONMETALLIC HONEYCOMB AND FOAM CORE USE**

When using nonmetallic honeycomb and foam core materials for sandwich structures, the materials should always be dried in an oven prior to lay-up to drive off any moisture that may be in the core. The core should be cooled in the presence of a desiccant to avoid moisture uptake. Following drying, it is always best to use the material as soon as possible. Recommended core dry time/temp: 121°C (250°F) for 3–4 hours.

### **DEBULK LAY-UP MATERIAL SEQUENCE FROM TOOL SURFACE TO BAGGING MATERIALS**

1. Bottom Tool
2. Non-porous FEP
3. Prepreg
4. Porous TX1040
5. Non-porous FEP
6. Caul plate
7. Breather (woven or thick breather)
8. Vacuum bag
9. Repeat above procedure

A robust debulking procedure is necessary to minimize entrapped air between plies as shown in Figure 1. Vacuum level should be at least at 27 inHg. BT250E-1 was debulked at ambient every 4 plies for 5–10 minutes. An additional ply of porous Teflon coated glass (TX1040) was used to help with the removal of entrapped air, and it was replaced every 2–3 cycles.

## PRODUCT DATA SHEET

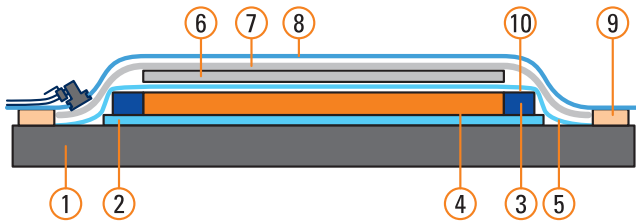
### TYPICAL COMPOSITE LAMINATE STACKING SEQUENCE

#### List of Materials

1. Tool – aluminum, steel, Invar, composite (tool plates must be release coated or film covered).
2. Release coat or film – Frekote 700NC or 770NC, FEP, TEDLAR  
Lay-up part using standard debulking procedures
3. Silicone edge dams for cure – slightly thicker than laminate
4. Laminate
5. Release coat or film – Frekote 700NC or 770NC, FEP, TEDLAR
6. Caul plate – aluminum, steel, Invar, silicone rubber sheet (metal caul plates must be release coated or wrapped)
7. 2.2 oz/yd<sup>2</sup> polyester breather, 1 or more
8. Vacuum bag
9. Vacuum sealant
10. Glass yarn string (alternatively or additionally breather may wrap over top of dam to contact edge)

Follow the provided Toray Advanced Composites cure cycle for the particular resin system.

Figure 1



Revised 2/2026

TORAY\_BT250E-1\_PDS\_v3.2\_2026-2-26 Page 6/6

© 2026. All data given is based on representative samples of the materials in question. Since the method and circumstances under which these materials are processed and tested are key to their performance, and Toray Advanced Composites has no assurance of how its customers will use the material, the corporation cannot guarantee these properties. Toray®, (Toray) AmberTool®, (Toray) Cetex®, (Toray) MicroPly™, and all other related characters, logos, and trade names are claims and/or registered trademarks of Toray Industries Inc. and/or its subsidiary companies in one or more countries. Use of trademarks, trade names, and other IP rights of Toray Industries Inc. without prior written approval by such is strictly prohibited.



Toray Advanced Composites

18255 Sutter Blvd.  
Morgan Hill, CA 95037, USA  
t +1 408 465 8500

2450 Cordelia Road  
Fairfield, CA 94534, USA  
t +1 707 359 3400

Amber Drive, Langley Mill  
Nottingham, NG16 4BE, UK  
t +44 (0)1773 530899

[www.toraytac.com](http://www.toraytac.com)  
explore@toraytac-usa.com (North America/Asia/Pacific)  
explore@toraytac-europe.com (Europe/Middle East/Africa)